

RESULTS OVERALL

Pos	Plate	Name Team	Nat EWS number	Stage 1	Pos Stage 2	Pos Stage 3	Pos Stage 4Q	Pos	Penalties	Time	Gap	
MEN												
1	7	RUDE JR Richard Yeti / Fox Factory Team	USA.1995.21739	<u>0:04:57.08</u>	<u>1</u>	<u>0:04:32.97</u>	<u>1</u>	0:05:13.95	5	<u>0:08:56.31</u>	<u>1</u>	0:23:40.31
2	21	MOIR Jack Canyon Collective	AUS.1994.33430	0:04:58.02	2	0:04:33.25	2	0:05:13.56	4	0:08:57.29	2	0:23:42.12 +0:00:01.81
3	5	DAILLY Adrien Lapierre Zipp Collective	FRA.1996.21677	0:04:59.82	4	0:04:40.95	6	0:05:12.11	2	0:09:02.65	4	0:23:55.53 +0:00:15.22
4	11	MELAMED Jesse Rocky Mountain Race Face	CAN.1992.21596	0:05:07.55	11	0:04:38.60	4	0:05:13.23	3	0:09:10.67	8	0:24:10.05 +0:00:29.74
5	61	PERSAK Vid Orbea FOX Enduro Team	SLO.1996.22810	0:05:16.96	43	0:04:46.48	21	0:05:17.19	7	0:08:57.35	3	0:24:17.98 +0:00:37.67
6	4	TORDO Dimitri Canyon Collective	FRA.1993.21764	0:05:08.21	15	0:04:43.92	10	0:05:14.58	6	0:09:12.75	10	0:24:19.46 +0:00:39.15
7	67	WOOLLEY Kasper Yeti / OneUp PRO Team	CAN.1999.21348	0:05:12.64	25	0:04:46.04	19	0:05:17.25	8	0:09:07.34	5	0:24:23.27 +0:00:42.96
8	25	RUDEAU Alex Commencal Enduro Team	FRA.1996.25071	0:05:06.75	8	0:04:42.54	7	0:05:17.57	9	0:09:16.64	19	0:24:23.50 +0:00:43.19
9	37	MAES Martin GT Factory Racing	BEL.1997.21636	0:04:58.48	3	0:04:37.67	3	<u>0:05:10.21</u>	<u>1</u>	0:09:38.52	73	0:24:24.88 +0:00:44.57
10	24	VIDAL Antoine Commencal Enduro Team	FRA.2001.25035	0:05:12.30	24	0:04:44.07	11	0:05:18.31	10	0:09:11.14	9	0:24:25.82 +0:00:45.51
11	28	HEAP Elliott Chain Reaction Cycles	GBR.1998.21783	0:05:04.85	6	0:04:45.35	16	0:05:22.15	16	0:09:18.18	22	0:24:30.53 +0:00:50.22

Vittoria EWS La Thuile 1

La Thuile, Italy
8 July 2021












RESULTS OVERALL

Pos	Plate	Name Team	Nat EWS number	Stage 1	Pos Stage 2	Pos Stage 3	Pos Stage 4Q	Pos	Penalties	Time	Gap	
MEN												
12	62	STONE Brady Theory Global Enduro Team	NZL.2000.23119	0:05:14.32	33	0:04:48.43	29	0:05:19.46	11	0:09:08.59	7	0:24:30.80 +0:00:50.49
13	3	MIQUEL Kevin Specialized Racing	FRA.1991.21704	0:05:14.43	35	0:04:43.65	8	0:05:25.39	28	0:09:07.61	6	0:24:31.08 +0:00:50.77
14	29	LUKASIK Slawomir POL.1993.24876	POL.1993.24876	0:05:08.07	14	0:04:43.66	9	0:05:27.47	40	0:09:13.80	11	0:24:33.00 +0:00:52.69
15	22	BORGES Jose Canyon Collective	POR.1990.21669	0:05:07.97	13	0:04:40.56	5	0:05:24.80	27	0:09:21.78	29	0:24:35.11 +0:00:54.80
16	13	WALLNER Robin Ibis Enduro Team	SWE.1988.21594	0:05:13.00	27	0:04:44.19	12	0:05:24.60	25	0:09:14.00	13	0:24:35.79 +0:00:55.48
17	30	DENIAUD Youn Giant Factory Off-Road	FRA.1996.22994	0:05:05.25	7	0:04:47.10	23	0:05:20.50	12	0:09:23.75	35	0:24:36.60 +0:00:56.29
18	106	CARBALLO GONZALEZ Edgar Orbea FOX Enduro Team	ESP.1988.30531	0:05:13.32	28	0:04:49.62	36	0:05:20.70	13	0:09:14.36	14	0:24:38.00 +0:00:57.69
19	14	LUCAS Cole Ibis Enduro Team	NZL.1998.23013	0:05:07.72	12	0:04:48.95	32	0:05:25.88	32	0:09:15.71	17	0:24:38.26 +0:00:57.95
20	38	OTON Damien Orbea FOX Enduro Team	FRA.1987.21728	0:05:12.28	23	0:04:48.32	28	0:05:26.18	34	0:09:16.48	18	0:24:43.26 +0:01:02.95
21	27	VENDEMMIA Mirco Fastlight-Abetone	ITA.1998.21871	0:05:09.07	17	0:04:45.20	14	0:05:22.80	18	0:09:26.66	42	0:24:43.73 +0:01:03.42
22	66	VEZINA Mckay Giant Factory Off-Road	CAN.1995.21632	0:05:08.53	16	0:04:50.45	39	0:05:23.10	19	0:09:23.04	33	0:24:45.12 +0:01:04.81

Vittoria EWS La Thuile 1

La Thuile, Italy
8 July 2021

RESULTS OVERALL

Pos	Plate	Name Team	Nat EWS number	Stage 1	Pos	Stage 2	Pos	Stage 3	Pos	Stage 4Q	Pos	Penalties	Time	Gap
MEN														
23	16	WILDHABER Gustav Cube Action Team	 SUI.1988.21848	0:05:13.32	28	0:04:45.21	15	0:05:22.03	15	0:09:24.97	38		0:24:45.53	+0:01:05.22
24	78	TEXTOR Christian Team BULLS	 GER.1990.22845	0:05:14.60	36	0:04:50.61	40	0:05:26.15	33	0:09:15.58	15		0:24:46.94	+0:01:06.63
25	9	MASTERS Edward Pivot Factory Racing	 NZL.1989.22590	0:05:00.00	5	0:04:49.45	34	0:05:25.62	31	0:09:32.00	56		0:24:47.07	+0:01:06.76
26	19	STUTTARD Mathew GBR.1993.21661	 GBR.1993.21661	0:05:14.90	38	0:04:51.50	42	0:05:22.20	17	0:09:18.78	23		0:24:47.38	+0:01:07.07
27	68	CHARLES Clement Rossignol Factory Team	 FRA.1994.22206	0:05:12.19	22	0:04:49.15	33	0:05:24.50	23	0:09:21.99	30		0:24:47.83	+0:01:07.52
28	10	JOHANSEN Zakarias Ibis Enduro Team	 SWE.1992.21863	0:05:07.07	9	0:04:46.82	22	0:05:25.55	30	0:09:28.79	50		0:24:48.23	+0:01:07.92
29	8	WALKER Matthew Pivot Factory Racing	 NZL.1990.21846	0:05:15.72	40	0:04:48.88	31	0:05:26.92	36	0:09:17.09	20		0:24:48.61	+0:01:08.30
30	80	CURE Alexandre FRA.1993.21675	 FRA.1993.21675	0:05:14.85	37	0:04:46.15	20	0:05:25.48	29	0:09:22.77	32		0:24:49.25	+0:01:08.94
31	101	FRANCARDO Tommaso ITA.1997.22813	 ITA.1997.22813	0:05:10.70	19	0:04:54.83	59	0:05:24.68	26	0:09:23.55	34		0:24:53.76	+0:01:13.45
32	34	CALLAGHAN Gregory Devinci Global Racing	 IRL.1991.21827	0:05:07.47	10	0:04:49.45	34	0:05:29.95	48	0:09:28.72	49		0:24:55.59	+0:01:15.28
33	110	GRANT Kelan Chain Reaction Cycles	 IRL.1993.21773	0:05:14.98	39	0:04:56.43	65	0:05:29.41	46	0:09:15.70	16		0:24:56.52	+0:01:16.21

RESULTS OVERALL

Pos	Plate	Name Team	Nat EWS number	Stage 1	Pos Stage 2	Pos Stage 3	Pos Stage 4Q	Pos	Penalties	Time	Gap	
MEN												
34	2	NICOLAI Florian Trek Factory Racing	FRA.1993.21749	0:05:14.37	34	0:04:48.08	26	0:05:27.35	38	0:09:26.94	43	0:24:56.74 +0:01:16.43
35	77	TORRALBA GARASA Juan Gabriel Orbea FOX Enduro Team	ESP.1997.21633	0:05:24.92	67	0:04:52.12	46	0:05:27.50	41	0:09:13.93	12	0:24:58.47 +0:01:18.16
36	6	GAUVIN Remi Rocky Mountain Race Face	CAN.1992.21624	0:05:19.90	50	0:04:48.28	27	0:05:27.25	37	0:09:24.14	36	0:24:59.57 +0:01:19.26
37	36	GALY Theo Sunn French Connexion By Alpe D'Huez	FRA.1990.21691	0:05:13.55	30	0:04:47.10	23	0:05:23.38	20	0:09:35.65	66	0:24:59.68 +0:01:19.37
38	31	PIGEON Hugo Scott SR Suntour Enduro Team	FRA.1996.23507	0:05:12.80	26	0:04:45.14	13	0:05:36.92	65	0:09:26.18	40	0:25:01.04 +0:01:20.73
39	92	WATSON Corey	GBR.1999.35483	0:05:18.60	46	0:04:51.71	44	0:05:24.55	24	0:09:26.30	41	0:25:01.16 +0:01:20.85
40	1	HILL Samuel Chain Reaction Cycles	AUS.1985.21775	0:05:13.73	31	0:04:46.02	18	0:05:24.04	21	0:09:37.42	70	0:25:01.21 +0:01:20.90
41	103	CHARVAT Matej	CZE.1985.30440	0:05:19.07	48	0:04:50.19	37	0:05:26.23	35	0:09:30.32	54	0:25:05.81 +0:01:25.50
42	32	JEANDEL Louis Sunn French Connexion By Alpe D'Huez	FRA.1998.22140	0:05:10.12	18	0:04:45.83	17	0:05:31.03	50	0:09:41.79	77	0:25:08.77 +0:01:28.46
43	88	BLAIR Lachlan Orange Factory Racing	GBR.1995.21426	0:05:25.25	69	0:04:54.55	57	0:05:29.39	45	0:09:20.67	27	0:25:09.86 +0:01:29.55

Vittoria EWS La Thuile 1

La Thuile, Italy
8 July 2021

RESULTS OVERALL

Pos	Plate	Name Team	Nat EWS number	Stage 1	Pos	Stage 2	Pos	Stage 3	Pos	Stage 4Q	Pos	Penalties	Time	Gap
MEN														
44	63	NATION Joseph Pole Enduro Race Team	 NZL.1989.21670	0:05:21.22	52	0:04:51.79	45	0:05:29.80	47	0:09:27.31	45		0:25:10.12	+0:01:29.81
45	70	BAUD Eliott	 FRA.1998.22053	0:05:17.80	44	0:04:50.80	41	0:05:33.55	54	0:09:29.46	52		0:25:11.61	+0:01:31.30
46	107	VON HEYDEN LANGELAAN Carlos Kona Factory Team	 ESP.1998.32853	0:05:24.62	66	0:04:56.28	62	0:05:27.67	42	0:09:24.18	37		0:25:12.75	+0:01:32.44
47	60	RAIMONDI Matteo	 ITA.1995.22277	0:05:21.67	53	0:04:56.35	63	0:05:38.38	70	0:09:17.57	21		0:25:13.97	+0:01:33.66
48	74	PAULHAN Romain Santa Cruz	 FRA.1988.22706	0:05:16.89	42	0:04:50.40	38	0:05:29.26	44	0:09:38.24	71		0:25:14.79	+0:01:34.48
49	76	DRACH Torben	 GER.1998.22419	0:05:21.15	51	0:04:56.17	61	0:05:30.43	49	0:09:29.39	51		0:25:17.14	+0:01:36.83
50	75	LUTHI Patrick	 SUI.1992.22607	0:05:21.83	54	0:05:00.70	83	0:05:35.15	59	0:09:20.59	26		0:25:18.27	+0:01:37.96
51	98	PESENTI Marcello	 ITA.1994.21853	0:05:25.92	73	0:04:53.00	51	0:05:28.28	43	0:09:32.55	59		0:25:19.75	+0:01:39.44
52	87	KANGAS Oliwer	 SWE.1992.33903	0:05:16.23	41	0:04:53.67	54	0:05:38.46	71	0:09:31.77	55		0:25:20.13	+0:01:39.82
53	90	WRIGHT Keegan Devinci Global Racing	 NZL.1996.21734	0:05:22.47	56	0:04:54.80	58	0:05:24.47	22	0:09:40.30	75		0:25:22.04	+0:01:41.73
54	133	BATISTA Levy	 FRA.1990.21430	0:05:23.65	59	0:04:53.02	52	0:05:40.00	74	0:09:25.68	39		0:25:22.35	+0:01:42.04

Vittoria EWS La Thuile 1

La Thuile, Italy
8 July 2021

RESULTS OVERALL

Pos	Plate	Name Team	Nat EWS number	Stage 1	Pos	Stage 2	Pos	Stage 3	Pos	Stage 4Q	Pos	Penalties	Time	Gap
MEN														
55	97	CARLSSON Simon	 SWE.1997.23346	0:05:24.18	63	0:04:56.40	64	0:05:35.00	57	0:09:27.36	46		0:25:22.94	+0:01:42.63
56	65	FEARON Connor Kona Factory Team	 AUS.1994.24834	0:05:11.63	21	0:04:52.84	48	0:05:20.85	14	0:09:57.96	105		0:25:23.28	+0:01:42.97
57	81	IENZER Emeric	 FRA.1999.31862	0:05:23.05	58	0:04:52.88	49	0:05:48.68	98	0:09:19.37	24		0:25:23.98	+0:01:43.67
58	71	GAILLOT Baptiste	 FRA.1991.21771	0:05:22.18	55	0:04:54.30	56	0:05:36.35	62	0:09:34.83	64		0:25:27.66	+0:01:47.35
59	111	RICHARDSON John	 USA.1999.22929	0:05:23.88	60	0:05:01.17	84	0:05:42.95	85	0:09:20.97	28		0:25:28.97	+0:01:48.66
60	108	AGURTO GALLEGUILLOS Felipe Ignacio	 CHI.2000.22474	0:05:22.63	57	0:04:57.73	74	0:05:35.82	60	0:09:33.14	61		0:25:29.32	+0:01:49.01
61	89	CONNELL Joseph Orange Factory Racing	 GBR.1994.21745	0:05:24.07	61	0:04:57.16	71	0:05:35.04	58	0:09:34.08	63		0:25:30.35	+0:01:50.04
62	72	CIRIEGO Maxime	 FRA.1997.34167	0:05:25.44	70	0:04:53.89	55	0:05:33.68	55	0:09:38.29	72		0:25:31.30	+0:01:50.99
63	64	MASTERS Wyn GT Factory Racing	 NZL.1987.21663	0:05:25.21	68	0:04:57.18	72	0:05:36.90	64	0:09:32.78	60		0:25:32.07	+0:01:51.76
64	15	NEER Shawn Yeti / Fox Factory Team	 USA.1991.21712	0:05:14.21	32	0:04:52.31	47	0:05:31.62	51	0:09:54.81	100		0:25:32.95	+0:01:52.64
65	95	BRANNIGAN George	 NZL.1992.22289	0:05:19.50	49	0:04:48.00	25	0:05:27.38	39	0:10:00.69	110		0:25:35.57	+0:01:55.26

Vittoria EWS La Thuile 1

La Thuile, Italy
8 July 2021








RESULTS OVERALL

Pos	Plate	Name Team	Nat EWS number	Stage 1	Pos Stage 2	Pos Stage 3	Pos Stage 4Q	Pos	Penalties	Time	Gap	
MEN												
66	79	SECONDI Nathan Fulgur Factory Team	FRA.1999.22133	0:05:25.50	71	0:04:53.44	53	0:05:40.50	76	0:09:36.31	68	0:25:35.75 +0:01:55.44
67	12	JOHNSON Leigh Pole Enduro Race Team	GBR.1996.22603	0:05:18.23	45	0:04:57.50	73	0:05:37.94	67	0:09:42.41	78	0:25:36.08 +0:01:55.77
68	85	MYSIK Milan CZE.1993.22051	CZE.1993.22051	0:05:28.57	77	0:05:01.95	85	0:05:45.50	91	0:09:20.25	25	0:25:36.27 +0:01:55.96
69	83	BENOIT Clement FRA.1991.21770	FRA.1991.21770	0:05:26.78	75	0:05:04.73	94	0:05:38.27	69	0:09:27.09	44	0:25:36.87 +0:01:56.56
70	105	GARAY TAMAYO Iago Santa Cruz	ESP.1991.21707	0:05:29.80	80	0:04:56.88	68	0:05:37.97	68	0:09:36.10	67	0:25:40.75 +0:02:00.44
71	99	CASADEI Nicola ITA.1989.21878	ITA.1989.21878	0:05:29.61	79	0:05:02.02	87	0:05:40.55	77	0:09:29.64	53	0:25:41.82 +0:02:01.51
72	120	SOUSSIGNE Julien BEL.1992.22812	BEL.1992.22812	0:05:39.57	105	0:05:00.57	82	0:05:43.57	88	0:09:22.37	31	0:25:46.08 +0:02:05.77
73	84	TRABAC Elliot Scott SR Suntour Enduro Team	FRA.1996.21710	0:05:24.49	65	0:04:57.06	70	0:05:42.25	83	0:09:43.08	80	0:25:46.88 +0:02:06.57
74	124	SELF Daniel Theory Global Enduro Team	NZL.1998.21834	0:05:26.10	74	0:05:03.19	90	0:05:42.06	82	0:09:36.63	69	0:25:47.98 +0:02:07.67
75	118	FRIGOUT Lucas Sunn French Connexion By Alpe D'Huez	FRA.1993.22829	0:05:24.25	64	0:04:56.97	69	0:05:40.32	75	0:09:52.39	97	0:25:53.93 +0:02:13.62
76	125	PFEIL Max GER.1998.27442	GER.1998.27442	0:05:28.32	76	0:05:06.66	97	0:05:45.71	93	0:09:33.50	62	0:25:54.19 +0:02:13.88

Vittoria EWS La Thuile 1

La Thuile, Italy
8 July 2021

RESULTS OVERALL

Pos	Plate	Name Team	Nat EWS number	Stage 1	Pos	Stage 2	Pos	Stage 3	Pos	Stage 4Q	Pos	Penalties	Time	Gap
MEN														
77	154	KNAPEC Martin	 SVK.1994.26017	0:05:32.90	85	0:04:59.97	78	0:05:54.55	106	0:09:27.95	48		0:25:55.37	+0:02:15.06
78	114	FRANCK Gilles	 BEL.2000.22291	0:05:24.17	62	0:05:20.53	132	0:05:37.45	66	0:09:35.37	65		0:25:57.52	+0:02:17.21
79	123	KRASNY Carter	 CAN.1999.22027	0:05:33.33	87	0:05:03.00	89	0:05:39.27	72	0:09:44.39	81		0:25:59.99	+0:02:19.68
80	149	JANSER Robin	 SUI.2000.25837	0:05:33.61	89	0:05:00.22	80	0:05:40.98	78	0:09:46.79	84		0:26:01.60	+0:02:21.29
81	17	CHAPUIS Maxime	 SUI.1994.22784	0:05:32.70	84	0:04:57.93	75	0:05:41.98	81	0:09:51.06	96		0:26:03.67	+0:02:23.36
82	147	MUELLER Igor WeRide Racing Team	 SUI.1996.22665	0:05:29.23	78	0:05:08.50	101	0:05:39.35	73	0:09:47.41	88		0:26:04.49	+0:02:24.18
83	115	GARANGER Arnaud	 FRA.1996.23036	0:05:30.35	82	0:05:00.33	81	0:05:45.19	90	0:09:49.50	94		0:26:05.37	+0:02:25.06
84	100	RONZON Erwin	 ITA.1997.21868	0:05:34.57	93	0:05:04.62	93	0:05:48.04	97	0:09:40.04	74		0:26:07.27	+0:02:26.96
85	86	DE VOCHT Bart	 BEL.1992.23075	0:05:33.70	90	0:05:02.07	88	0:05:46.66	95	0:09:49.05	93		0:26:11.48	+0:02:31.17
86	91	JONES Jono	 GBR.1994.37370	0:05:18.75	47	0:04:51.62	43	0:05:43.15	86	0:10:21.09	130		0:26:14.61	+0:02:34.30
87	109	STONIG Matthias	 AUT.1989.21580	0:05:35.09	95	0:05:05.13	95	0:05:49.72	100	0:09:47.21	86		0:26:17.15	+0:02:36.84

Vittoria EWS La Thuile 1

La Thuile, Italy
8 July 2021

RESULTS OVERALL

Pos	Plate	Name Team	Nat EWS number	Stage 1	Pos	Stage 2	Pos	Stage 3	Pos	Stage 4Q	Pos	Penalties	Time	Gap
MEN														
88	158	LOEFFLER Christian	 GER.1993.23169	0:05:33.45	88	0:05:08.92	104	0:05:43.30	87	0:09:53.64	98		0:26:19.31	+0:02:39.00
89	129	WILSON Thomas Orange Factory Racing	 GBR.2000.22553	0:05:33.18	86	0:04:59.29	77	0:05:41.15	79	0:10:07.49	117		0:26:21.11	+0:02:40.80
90	122	SHAW Daniel	 CAN.1997.21882	0:05:39.97	106	0:05:08.88	103	0:05:49.39	99	0:09:44.93	82		0:26:23.17	+0:02:42.86
91	82	SERVANT Camille	 FRA.1994.22691	0:05:40.95	107	0:04:55.90	60	0:05:42.87	84	0:10:03.46	113		0:26:23.18	+0:02:42.87
92	169	DAUMAS Theo	 FRA.1996.21873	0:05:43.63	116	0:05:05.39	96	0:05:47.18	96	0:09:47.73	89		0:26:23.93	+0:02:43.62
93	138	LUPATO Alex	 ITA.1989.22851	0:05:42.96	112	0:05:12.32	116	0:06:03.45	120	0:09:27.52	47		0:26:26.25	+0:02:45.94
94	131	WILLIAMS Robert	 GBR.1990.22515	0:05:36.58	97	0:05:08.10	99	0:05:44.12	89	0:10:00.16	109		0:26:28.96	+0:02:48.65
95	160	VOTH Laurin	 GER.2000.25451	0:05:33.77	91	0:05:11.49	114	0:05:54.00	103	0:09:50.57	95		0:26:29.83	+0:02:49.52
96	104	RUS Simon	 SVK.1999.35822	0:05:38.30	99	0:05:10.51	110	0:05:55.13	107	0:09:47.27	87		0:26:31.21	+0:02:50.90
97	112	PETER Stefan	 SUI.1992.23004	0:05:38.33	100	0:05:10.60	111	0:05:57.17	112	0:09:46.36	83		0:26:32.46	+0:02:52.15
98	159	VOTH Janik	 GER.1997.25435	0:05:38.57	102	0:05:09.42	106	0:05:49.85	101	0:09:54.98	102		0:26:32.82	+0:02:52.51

Vittoria EWS La Thuile 1

La Thuile, Italy
8 July 2021

RESULTS OVERALL

Pos	Plate	Name Team	Nat EWS number	Stage 1	Pos	Stage 2	Pos	Stage 3	Pos	Stage 4Q	Pos	Penalties	Time	Gap
MEN														
99	142	GROTTI Nicola Fastlight-Abetone	 ITA.2000.21925	0:05:38.70	104	0:05:09.31	105	0:05:56.50	110	0:09:48.36	92		0:26:32.87	+0:02:52.56
100	140	LUPATO Denny	 ITA.1992.22852	0:05:50.65	120	0:05:12.64	117	0:06:03.03	119	0:09:32.03	57		0:26:38.35	+0:02:58.04
101	130	RYAN Fergus	 GBR.1993.22458	0:05:41.05	108	0:05:10.12	109	0:05:50.16	102	0:09:57.33	104		0:26:38.66	+0:02:58.35
102	96	ERLANGSEN Theo	 RSA.1995.33095	0:05:36.09	96	0:05:01.95	85	0:05:45.89	94	0:10:15.42	122		0:26:39.35	+0:02:59.04
103	119	ARNAUD Quentin Sunn French Connexion By Alpe D'Huez	 FRA.1994.22628	0:05:41.88	109	0:05:08.43	100	0:05:56.07	109	0:09:53.98	99		0:26:40.36	+0:03:00.05
104	168	DANIELS Nicolas	 BEL.1994.22811	0:05:49.55	118	0:05:09.42	106	0:06:00.44	115	0:09:42.84	79		0:26:42.25	+0:03:01.94
105	127	LESLIE Shane	 USA.1996.22174	0:05:38.48	101	0:05:15.68	126	0:05:54.29	104	0:09:54.88	101		0:26:43.33	+0:03:03.02
106	121	SWANBECK Daniel	 SWE.1990.32435	0:05:35.06	94	0:05:07.80	98	0:05:55.51	108	0:10:08.02	118		0:26:46.39	+0:03:06.08
107	146	OPPLIGER Timothee	 SUI.1992.21701	0:05:43.57	114	0:05:08.65	102	0:05:54.52	105	0:10:01.39	111		0:26:48.13	+0:03:07.82
108	113	HEBERT Ambroise	 FRA.1993.21934	0:05:32.20	83	0:04:57.98	76	0:05:45.62	92	0:09:32.43	58	0:01:00.00	0:26:48.23	+0:03:07.92
109	150	BERNET Jonas	 SUI.1994.33390	0:06:25.92	149	0:05:00.18	79	0:05:36.57	63	0:09:46.87	85		0:26:49.54	+0:03:09.23

Vittoria EWS La Thuile 1

La Thuile, Italy
8 July 2021












RESULTS OVERALL

Pos	Plate	Name Team	Nat EWS number	Stage 1	Pos Stage 2	Pos Stage 3	Pos Stage 4Q	Pos	Penalties	Time	Gap	
MEN												
110	145	LORENZ Mehdi	SUI.1993.27619	0:05:51.61	121	0:05:12.79	118	0:05:59.98	113	0:09:47.81	90	0:26:52.19 +0:03:11.88
111	117	ESCUДИER Thomas	FRA.1991.21945	0:05:56.37	131	0:05:18.18	130	0:06:01.75	116	0:09:41.39	76	0:26:57.69 +0:03:17.38
112	163	LOMBARDI Matthew	RSA.1997.25034	0:05:43.37	113	0:05:11.72	115	0:06:04.91	123	0:09:58.62	106	0:26:58.62 +0:03:18.31
113	148	MARFURT Silvan	SUI.1988.22319	0:05:42.65	110	0:05:09.83	108	0:06:07.53	128	0:10:05.64	115	0:27:05.65 +0:03:25.34
114	162	LANDMARK Ola Javold	NOR.1999.25289	0:05:53.40	125	0:05:15.05	123	0:06:09.30	133	0:09:48.33	91	0:27:06.08 +0:03:25.77
115	165	VELASCO Niko	RSA.1999.37597	0:05:42.72	111	0:05:15.40	124	0:06:18.22	139	0:09:55.76	103	0:27:12.10 +0:03:31.79
116	136	GIACOBINI Francesco Mad Wheels - Enduro Team	ITA.1998.22865	0:05:46.60	117	0:05:14.53	121	0:06:03.80	121	0:10:07.22	116	0:27:12.15 +0:03:31.84
117	33	BURNS CONTRERAS Pedro Trek Factory Racing	CHI.1997.21729	0:05:30.00	81	0:04:56.60	66	0:05:32.77	52	0:11:14.20	140	0:27:13.57 +0:03:33.26
118	144	DODINO Giacomo	ITA.1994.22466	0:05:52.77	123	0:05:15.53	125	0:06:07.75	130	0:09:58.78	107	0:27:14.83 +0:03:34.52
119	188	ROSSI Saben	USA.1985.23371	0:05:49.68	119	0:05:11.10	113	0:05:57.07	111	0:10:18.76	129	0:27:16.61 +0:03:36.30
120	166	CARROLL Gavin	IRL.1993.35848	0:05:53.74	127	0:05:14.05	120	0:06:04.10	122	0:10:04.80	114	0:27:16.69 +0:03:36.38

Vittoria EWS La Thuile 1

La Thuile, Italy
8 July 2021

RESULTS OVERALL

Pos	Plate	Name Team	Nat EWS number	Stage 1	Pos Stage 2	Pos Stage 3	Pos Stage 4Q	Pos	Penalties	Time	Gap	
MEN												
121	151	SCHWENK Robert	 GER.1994.23041	0:06:01.10	138	0:05:17.65	128	0:06:02.24	117	0:09:59.28	108	0:27:20.27 +0:03:39.96
122	176	RENZ Daniel	 GER.1996.26028	0:05:52.73	122	0:05:13.83	119	0:06:06.32	127	0:10:16.91	126	0:27:29.79 +0:03:49.48
123	174	GIACOBINI Stefano Mad Wheels - Enduro Team	 ITA.2000.22864	0:05:56.50	132	0:05:21.02	133	0:06:09.97	134	0:10:02.77	112	0:27:30.26 +0:03:49.95
124	184	KAHN David	 USA.2000.23224	0:05:43.61	115	0:05:14.93	122	0:06:02.35	118	0:10:29.99	132	0:27:30.88 +0:03:50.57
125	179	CLAUDI Julian	 GER.1999.33500	0:05:58.90	135	0:05:18.77	131	0:06:05.03	124	0:10:10.08	119	0:27:32.78 +0:03:52.47
126	128	WOLFE Daniel	 IRL.1988.22250	0:06:01.60	139	0:05:17.68	129	0:06:05.39	126	0:10:18.50	127	0:27:43.17 +0:04:02.86
127	156	SZYMCZUK Lukasz	 POL.1995.23313	0:06:40.60	150	0:05:10.66	112	0:05:35.93	61	0:10:16.42	124	0:27:43.61 +0:04:03.30
128	135	COLANGE Vincent	 FRA.1990.21932	0:05:53.60	126	0:05:21.33	134	0:06:13.40	136	0:10:18.50	127	0:27:46.83 +0:04:06.52
129	20	LAPEYRIE Thomas	 FRA.1990.21601	0:05:25.90	72	0:04:52.90	50	0:05:34.31	56	0:11:55.74	143	0:27:48.85 +0:04:08.54
130	152	DERKUM Christian	 GER.1991.23043	0:05:58.08	134	0:05:31.15	142	0:06:11.45	135	0:10:10.33	120	0:27:51.01 +0:04:10.70
131	187	MCANDREW Alex	 USA.1990.22928	0:06:07.62	142	0:05:28.09	139	0:06:08.35	131	0:10:13.13	121	0:27:57.19 +0:04:16.88

Vittoria EWS La Thuile 1

La Thuile, Italy
8 July 2021












RESULTS OVERALL

Pos	Plate	Name Team	Nat EWS number	Stage 1	Pos	Stage 2	Pos	Stage 3	Pos	Stage 4Q	Pos	Penalties	Time	Gap
MEN														
132	161	BEAN Nicolas Theory Global Enduro Team	USA.1999.22730	0:05:54.10	129	0:05:22.54	135	0:06:08.74	132	0:10:41.91	137		0:28:07.29	+0:04:26.98
133	186	BROWN Robert	USA.1991.25987	0:05:53.87	128	0:05:22.70	136	0:06:20.06	140	0:10:32.00	133		0:28:08.63	+0:04:28.32
134	171	DIEU Antonio	FRA.1989.26701	0:06:07.77	143	0:05:27.87	138	0:06:18.21	138	0:10:16.21	123		0:28:10.06	+0:04:29.75
135	180	KUECHLER Robin	SUI.2000.23149	0:05:57.42	133	0:05:29.34	140	0:06:17.12	137	0:10:27.03	131		0:28:10.91	+0:04:30.60
136	183	ALLEMANN Remy Team Dorrong Enduro	SUI.1990.21671	0:06:02.87	140	0:05:36.25	143	0:06:29.55	144	0:10:39.40	135		0:28:48.07	+0:05:07.76
137	175	MARCHESE Francesco Mad Wheels - Enduro Team	ITA.2000.32885	0:07:14.47	151	0:05:17.35	127	0:06:00.29	114	0:10:16.42	124		0:28:48.53	+0:05:08.22
138	173	BERTUSSI Florian	FRA.1995.26303	0:06:04.93	141	0:05:29.66	141	0:06:29.26	143	0:10:53.05	138		0:28:56.90	+0:05:16.59
139	189	LETH Frederik	DEN.1995.22993	0:06:13.12	145	0:05:39.77	147	0:06:24.17	141	0:10:41.48	136		0:28:58.54	+0:05:18.23
140	181	SCHELBERT Aron	SUI.2000.24501	0:06:16.98	146	0:05:37.51	145	0:06:27.36	142	0:11:02.70	139		0:29:24.55	+0:05:44.24
141	182	BAILLIF Florent	SUI.1998.32580	0:06:00.05	137	0:07:09.29	151	0:06:07.60	129	0:10:35.08	134		0:29:52.02	+0:06:11.71
142	185	PALMER-LEGER Drew	USA.1999.21340	0:06:21.25	147	0:05:42.27	148	0:06:42.18	146	0:11:20.82	141		0:30:06.52	+0:06:26.21

Vittoria EWS La Thuile 1

La Thuile, Italy
8 July 2021

RESULTS OVERALL

Pos	Plate	Name Team	Nat EWS number	Stage 1	Pos Stage 2	Pos Stage 3	Pos Stage 4Q	Pos	Penalties	Time	Gap	
MEN												
143	172	GUERIN Cedric	 FRA.1992.23190	0:06:09.50	144	0:05:37.35	144	0:06:30.04	145	0:12:08.90	144	0:30:25.79 +0:06:45.48
144	191	MUNTEANU Ion	 ROU.1998.25105	0:06:25.90	148	0:05:42.38	149	0:06:45.15	147	0:11:41.70	142	0:30:35.13 +0:06:54.82
145	167	DEMUYLDER Jonas	 BEL.1997.25196	0:05:53.36	124	0:05:26.60	137	0:06:05.30	125	0:15:28.25	145	0:32:53.51 +0:09:13.20
146	26	MENJOU Irenee	 FRA.1995.22122	0:05:11.46	20	0:04:48.80	30	0:05:33.30	53	0:18:47.71	146	0:34:21.27 +0:10:40.96
147	73	MACARTHUR Glenn	 FRA.2000.22879	0:05:38.00	98	0:04:56.75	67	0:05:41.66	80	0:19:08.09	147	0:35:24.50 +0:11:44.19
DNF	116	MOROTTI Hugo	 FRA.2000.24522	0:05:38.67	103	0:05:03.23	91	0:12:06.57	148			
DNF	132	FRESQUET Axel Urge Pyrenees Gravity	 FRA.1998.23081	0:05:33.81	92	0:05:03.85	92					
DNF	170	SEYDOUX Liam	 SUI.2000.23170	0:05:54.14	130	0:05:39.32	146					
DNF	178	HANEL Matthias	 GER.1996.23046	0:05:59.22	136	0:05:55.43	150					
DNF	153	LETAK Petr	 CZE.1993.23009									
DNS	35	LARBEOU Guillaume Sunn French Connexion By Alpe D'Huez	 FRA.1994.25575									

Vittoria EWS La Thuile 1

La Thuile, Italy
8 July 2021

RESULTS OVERALL

Pos	Plate	Name Team	Nat EWS number	Stage 1	Pos Stage 2	Pos Stage 3	Pos Stage 4Q	Pos	Penalties	Time	Gap	
MEN												
DNS	137	BERTA Matteo	 ITA.1995.21891									
DNS	23	MURRAY Charles Specialized Racing	 NZL.1996.22752									
MEN Master 35+												
1	261	VESENBECKH Adrian	 GER.1979.33219	<u>0:05:43.83</u>	1	0:05:43.85	2	0:05:59.42	2	<u>0:09:57.76</u>	1	0:27:24.86
2	263	WEIDEMANN Mads	 DEN.1982.33629	0:05:49.60	2	0:05:47.96	5	0:06:03.39	3	0:10:24.14	4	0:28:05.09 +0:00:40.23
3	262	CORRE Ludovic	 FRA.1983.21638	0:05:53.19	3	0:05:45.17	3	0:06:17.19	4	0:10:09.83	2	0:28:05.38 +0:00:40.52
4	248	AMOUR Karim	 FRA.1975.21696	0:06:10.30	8	0:05:47.15	4	<u>0:05:53.31</u>	1	0:10:18.33	3	0:28:09.09 +0:00:44.23
5	252	PAGE Nigel Chain Reaction Cycles	 GBR.1972.23282	0:06:07.15	4	<u>0:05:34.43</u>	1	0:06:30.27	8	0:10:42.01	5	0:28:53.86 +0:01:29.00
6	253	SCOTT Darren	 GBR.1971.22334	0:06:08.55	5	0:05:58.11	7	0:06:17.29	5	0:10:46.41	6	0:29:10.36 +0:01:45.50
7	254	GREENWOOD Daniel	 GBR.1975.22552	0:06:12.00	9	0:06:02.83	8	0:06:24.40	7	0:11:07.19	11	0:29:46.42 +0:02:21.56
8	264	KULHAVY Radek	 CZE.1984.25807	0:06:10.10	7	0:06:11.54	11	0:06:23.40	6	0:11:09.18	12	0:29:54.22 +0:02:29.36
9	250	BRODERICK Michael	 USA.1973.22376	0:06:17.15	10	0:06:12.16	12	0:06:36.02	9	0:10:50.19	7	0:29:55.52 +0:02:30.66

Timing and results by SPORTident

created on 08.07.2021 14:31:26

15/25

Vittoria EWS La Thuile 1

La Thuile, Italy
8 July 2021

RESULTS OVERALL

Pos	Plate	Name Team	Nat EWS number	Stage 1	Pos	Stage 2	Pos	Stage 3	Pos	Stage 4Q	Pos	Penalties	Time	Gap
MEN Master 35+														
10	266	MAGNEA Clement	FRA.1985.21414	0:06:09.08	6	0:06:04.19	9	0:06:52.62	11	0:10:57.83	9		0:30:03.72	+0:02:38.86
11	256	CIZINSKY Milan	CZE.1974.22018	0:06:26.62	11	0:06:05.77	10	0:06:48.52	10	0:10:56.39	8		0:30:17.30	+0:02:52.44
12	265	NEGRO Claudio	SUI.1985.22754	0:06:32.37	12	0:05:52.07	6	0:07:24.58	16	0:11:01.69	10		0:30:50.71	+0:03:25.85
13	257	KARB Ingo	GER.1973.27505	0:06:36.41	13	0:06:25.98	13	0:07:12.44	13	0:11:41.88	13		0:31:56.71	+0:04:31.85
14	267	CALVEZ Mathieu Urge Pyrenees Gravity	FRA.1986.22152	0:06:59.35	16	0:06:33.83	16	0:06:59.20	12	0:12:14.29	16		0:32:46.67	+0:05:21.81
15	271	OUDE OPHUIS Hans	NED.1979.26305	0:06:43.75	14	0:06:31.51	15	0:07:19.97	15	0:12:35.13	18		0:33:10.36	+0:05:45.50
16	269	DAUMAS Eric	FRA.1968.22075	0:07:13.55	18	0:06:29.91	14	0:07:25.52	17	0:12:04.21	15		0:33:13.19	+0:05:48.33
17	255	SURBALLE Emiliano	ARG.1978.24423	0:06:49.82	15	0:06:36.97	17	0:07:12.87	14	0:12:43.02	19		0:33:22.68	+0:05:57.82
18	273	BODAY Alex	USA.1975.24957	0:06:59.97	17	0:06:47.82	18	0:07:58.48	20	0:12:21.10	17		0:34:07.37	+0:06:42.51
19	251	SIGNORELLI Gerry	USA.1984.22761	0:07:28.96	21	0:07:08.97	21	0:07:48.45	19	0:11:47.48	14		0:34:13.86	+0:06:49.00
20	274	HUGHES David	IRL.1971.21814	0:07:14.71	19	0:07:08.63	20	0:07:31.80	18	0:13:30.93	21		0:35:26.07	+0:08:01.21

Vittoria EWS La Thuile 1

La Thuile, Italy
8 July 2021

RESULTS OVERALL

Pos	Plate	Name Team	Nat EWS number	Stage 1	Pos Stage 2	Pos Stage 3	Pos Stage 4Q	Pos	Penalties	Time	Gap	
MEN Master 35+												
21	272	CALAM Jeff	 GBR.1978.22741	0:07:26.78	20	0:07:06.15	19	0:08:17.70	21	0:12:50.82	20	0:35:41.45 +0:08:16.59
MEN Under 21												
1	193	MEIER-SMITH Luke	 AUS.2002.25147	<u>0:05:13.73</u>	1	<u>0:04:49.25</u>	1	<u>0:05:21.40</u>	1	<u>0:09:05.05</u>	1	0:24:29.43
2	192	EDMONDSON Jamie	 USA.2001.22932	0:05:16.84	2	0:04:53.54	2	0:05:27.06	3	0:09:06.27	2	0:24:43.71 +0:00:14.28
3	209	GOLDSTONE Jackson	 CAN.2004.27766	0:05:18.23	3	0:05:05.22	12	0:05:33.90	7	0:09:22.27	5	0:25:19.62 +0:00:50.19
4	194	ICARDO Alexis Theory Global Enduro Team	 FRA.2003.31902	0:05:28.14	8	0:04:55.69	3	0:05:43.85	14	0:09:18.43	3	0:25:26.11 +0:00:56.68
5	207	RYYNANEN Tarmo	 FIN.2002.31950	0:05:24.23	5	0:05:01.50	6	0:05:27.77	4	0:09:33.32	7	0:25:26.82 +0:00:57.39
6	205	PELISSERO Simone	 ITA.2001.21940	0:05:29.32	9	0:05:07.67	14	0:05:35.21	8	0:09:18.71	4	0:25:30.91 +0:01:01.48
7	195	CAMOIN Francesco Specialized Racing	 FRA.2001.23545	0:05:26.46	7	0:04:58.54	5	0:05:35.82	9	0:09:41.64	10	0:25:42.46 +0:01:13.03
8	197	STERCKX Nathan	 CAN.2001.22631	0:05:32.80	12	0:05:02.37	7	0:05:37.49	10	0:09:34.00	9	0:25:46.66 +0:01:17.23
9	200	WARNET Manu	 NED.2001.26267	0:05:29.90	10	0:05:05.20	11	0:05:44.42	15	0:09:32.75	6	0:25:52.27 +0:01:22.84
10	204	LANI Martino	 ITA.2001.22164	0:05:25.40	6	0:05:06.25	13	0:05:27.00	2	0:09:53.83	18	0:25:52.48 +0:01:23.05

Vittoria EWS La Thuile 1

La Thuile, Italy
8 July 2021

RESULTS OVERALL

Pos	Plate	Name Team	Nat EWS number	Stage 1	Pos Stage 2	Pos Stage 3	Pos Stage 4Q	Pos	Penalties	Time	Gap	
MEN Under 21												
11	202	RUHLMANN Theo	 FRA.2001.33439	0:05:31.46	11	0:05:04.69	10	0:05:45.00	16	0:09:52.37	16	0:26:13.52 +0:01:44.09
12	199	BERTINI Lisandru Lapierre Zipp Collective	 FRA.2004.36198	0:05:42.90	19	0:05:03.82	8	0:05:40.79	12	0:09:57.00	20	0:26:24.51 +0:01:55.08
13	214	EBDON Jake	 GBR.2001.32703	0:05:37.80	15	0:05:12.03	16	0:05:49.47	20	0:09:46.11	12	0:26:25.41 +0:01:55.98
14	198	HARRIS Bradley	 NZL.2001.27637	0:05:35.65	13	0:05:11.25	15	0:05:47.92	17	0:09:50.73	14	0:26:25.55 +0:01:56.12
15	211	HELLY Johnathan	 CAN.2003.27147	0:05:41.02	17	0:06:02.57	34	0:05:33.22	6	0:09:33.53	8	0:26:50.34 +0:02:20.91
16	206	BRACONI Francesco	 ITA.2003.36890	0:05:42.00	18	0:05:19.37	21	0:06:01.80	25	0:09:51.02	15	0:26:54.19 +0:02:24.76
17	203	VERNHET Axel	 FRA.2002.34183	0:05:43.32	20	0:05:16.37	18	0:05:48.57	19	0:10:10.95	22	0:26:59.21 +0:02:29.78
18	208	BYRNE Harry	 IRL.2001.23573	0:05:45.52	21	0:05:33.93	26	0:05:54.02	22	0:09:46.00	11	0:26:59.47 +0:02:30.04
19	212	RANDELL Jayden	 GBR.2003.27895	0:05:38.48	16	0:05:38.40	27	0:05:40.57	11	0:10:15.10	23	0:27:12.55 +0:02:43.12
20	220	LAPRAYE Thomas	 FRA.2002.27080	0:05:48.07	23	0:05:18.90	20	0:05:52.14	21	0:10:18.57	26	0:27:17.68 +0:02:48.25
21	228	BARUFFI Matteo Fulgur Factory Team	 ITA.2002.26471	0:05:59.87	29	0:05:12.05	17	0:05:48.56	18	0:10:20.61	27	0:27:21.09 +0:02:51.66

Vittoria EWS La Thuile 1

La Thuile, Italy
8 July 2021

RESULTS OVERALL

Pos	Plate	Name Team	Nat EWS number	Stage 1	Pos	Stage 2	Pos	Stage 3	Pos	Stage 4Q	Pos	Penalties	Time	Gap
MEN Under 21														
22	219	FOURCADE Luca Urge Pyrenees Gravity	FRA.2003.35944	0:05:53.75	26	0:05:30.32	24	0:06:04.43	28	0:09:53.73	17		0:27:22.23	+0:02:52.80
23	215	STORR Alex	GBR.2001.31009	0:05:48.92	24	0:05:40.21	28	0:05:57.75	24	0:09:55.80	19		0:27:22.68	+0:02:53.25
24	218	DEBOIS Jonas	BEL.2001.24645	0:05:50.40	25	0:05:41.90	29	0:06:02.75	26	0:09:48.66	13		0:27:23.71	+0:02:54.28
25	213	ENNIS Ross	IRL.2001.25954	0:05:47.77	22	0:05:46.82	31	0:05:56.03	23	0:10:03.66	21		0:27:34.28	+0:03:04.85
26	226	FILIPPI Mirko	ITA.2001.26043	0:05:56.15	27	0:05:20.80	22	0:06:05.19	30	0:10:17.09	24		0:27:39.23	+0:03:09.80
27	217	COSTA GRAELL Pau	ESP.2001.25006	0:06:08.09	32	0:05:21.80	23	0:06:04.52	29	0:10:18.41	25		0:27:52.82	+0:03:23.39
28	227	FANTINO Andrea Mad Wheels - Enduro Team	ITA.2001.25554	0:06:00.64	30	0:05:43.16	30	0:06:20.13	34	0:10:29.95	28		0:28:33.88	+0:04:04.45
29	225	FIEDLER Zdenek	CZE.2002.27427	0:06:09.92	33	0:05:30.53	25	0:06:13.78	32	0:10:52.69	31		0:28:46.92	+0:04:17.49
30	216	GOWEIL Jonas Cube Action Team	AUT.2002.36734	0:06:06.73	31	0:05:57.06	33	0:06:11.15	31	0:10:52.24	30		0:29:07.18	+0:04:37.75
31	221	HEINE Geraud	BEL.2004.25833	0:06:49.10	35	0:05:55.67	32	0:06:13.78	32	0:10:30.21	29		0:29:28.76	+0:04:59.33
32	201	ARNAUD Nans	FRA.2004.35462	0:05:24.15	4	0:04:58.40	4	0:05:31.10	5	0:14:02.57	33		0:29:56.22	+0:05:26.79

Vittoria EWS La Thuile 1

La Thuile, Italy
8 July 2021

RESULTS OVERALL

Pos	Plate	Name Team	Nat EWS number	Stage 1	Pos Stage 2	Pos Stage 3	Pos Stage 4Q	Pos	Penalties	Time	Gap	
MEN Under 21												
33	222	MEYER Hugo	 FRA.2002.33494	0:06:21.98	34	0:06:08.61	35	0:07:03.25	35	0:11:33.32	32	0:31:07.16 +0:06:37.73
34	223	PEREZ Enzo	 FRA.2004.38362	0:05:59.65	28	0:05:18.60	19	0:06:02.87	27	0:18:47.69	34	0:36:08.81 +0:11:39.38
35	196	MILLE Thimote	 FRA.2001.31623	0:05:36.34	14	0:05:04.13	9	0:05:41.56	13	0:28:03.00	35	0:44:25.03 +0:19:55.60
WOMEN												
1	41	PUGIN Melanie	 FRA.1990.21693	0:05:52.53	2	<u>0:05:15.61</u>	1	0:06:07.38	2	0:10:43.87	2	0:27:59.39
2	42	HARDEN Harriet Trek Factory Racing	 GBR.2001.22819	0:06:04.80	7	0:05:29.36	6	0:06:14.83	5	<u>0:10:33.83</u>	1	0:28:22.82 +0:00:23.43
3	3	LANTHIER NADEAU Andreane Rocky Mountain Race Face	 CAN.1993.21609	0:05:56.32	4	0:05:26.27	5	0:06:15.10	6	0:10:47.70	3	0:28:25.39 +0:00:26.00
4	4	CHARRE Morgane Pivot Factory Racing	 FRA.1990.21958	0:05:55.53	3	0:05:23.10	3	0:06:11.61	4	0:10:58.42	4	0:28:28.66 +0:00:29.27
5	2	KOREM Noga GT Factory Racing	 ISR.1991.21660	0:06:05.15	9	0:05:25.36	4	0:06:10.24	3	0:11:05.08	5	0:28:45.83 +0:00:46.44
6	1	COURDURIER Isabeau Lapierre Zipp Collective	 FRA.1994.21731	<u>0:05:50.45</u>	1	0:05:19.57	2	<u>0:06:05.05</u>	1	0:11:41.88	19	0:28:56.95 +0:00:57.56
7	45	WINTON Katy	 GBR.1993.21730	0:06:05.13	8	0:05:31.90	8	0:06:19.90	8	0:11:20.25	10	0:29:17.18 +0:01:17.79

Vittoria EWS La Thuile 1

La Thuile, Italy
8 July 2021

RESULTS OVERALL

Pos	Plate	Name Team	Nat EWS number	Stage 1	Pos	Stage 2	Pos	Stage 3	Pos	Stage 4Q	Pos	Penalties	Time	Gap
WOMEN														
8	48	CHARLES Estelle Rossignol Factory Team	FRA.1997.22205	0:05:59.21	5	0:05:32.92	9	0:06:24.30	9	0:11:25.97	14		0:29:22.40	+0:01:23.01
9	8	MORRISON Rae Liv Racing	NZL.1989.21630	0:06:03.25	6	0:05:34.42	11	0:06:36.56	12	0:11:15.25	9		0:29:29.48	+0:01:30.09
10	10	BARAONA Rebecca Ibis Enduro Team	GBR.1993.21715	0:06:12.73	14	0:05:33.27	10	0:06:30.80	10	0:11:13.56	7		0:29:30.36	+0:01:30.97
11	43	CONOLLY Ella GBR.1998.21859	GBR.1998.21859	0:06:09.05	11	0:05:36.72	12	0:06:17.05	7	0:11:29.28	16		0:29:32.10	+0:01:32.71
12	51	ASTLE Georgia Devinci Global Racing	CAN.1997.27095	0:06:19.50	19	0:05:41.73	17	0:06:32.07	11	0:11:11.84	6		0:29:45.14	+0:01:45.75
13	49	JONNIER Morgane Team Cycles Peugeot	FRA.1990.22559	0:06:16.23	17	0:05:29.72	7	0:06:40.09	14	0:11:37.55	17		0:30:03.59	+0:02:04.20
14	9	MILLER Miranda Kona Factory Team	CAN.1990.21687	0:06:08.87	10	0:05:40.23	14	0:06:38.29	13	0:11:37.87	18		0:30:05.26	+0:02:05.87
15	56	BRUCHLE Veronika Cube Action Team	GER.1995.22726	0:06:15.41	16	0:05:41.33	16	0:06:48.99	19	0:11:24.94	13		0:30:10.67	+0:02:11.28
16	52	DUVERT Julie Theory Global Enduro Team	FRA.1996.21719	0:06:21.40	20	0:05:43.20	18	0:06:40.68	15	0:11:28.70	15		0:30:13.98	+0:02:14.59
17	47	RICHTER Raphaela Juliana Free Agents	GER.1997.25746	0:06:14.75	15	0:05:37.64	13	0:06:41.03	16	0:11:45.90	20		0:30:19.32	+0:02:19.93
18	50	CHARLES Laura Orbea FOX Enduro Team	FRA.1995.23500	0:06:10.55	12	0:05:49.30	20	0:06:56.60	23	0:11:23.06	12		0:30:19.51	+0:02:20.12

RESULTS OVERALL

Pos	Plate	Name Team	Nat EWS number	Stage 1	Pos Stage 2	Pos Stage 3	Pos Stage 4Q	Pos	Penalties	Time	Gap	
WOMEN												
19	229	PAGEAU Rachel	CAN.1995.21742	0:06:19.12	18	0:05:53.04	24	0:06:55.92	22	0:11:13.98	8	0:30:22.06 +0:02:22.67
20	59	PAULIN Louise Margareta Ibis Enduro Team	SWE.1978.21619	0:06:22.62	21	0:05:52.01	23	0:06:50.14	20	0:11:46.52	21	0:30:51.29 +0:02:51.90
21	7	COOK Becky	GBR.1986.21664	0:06:28.65	22	0:05:48.05	19	0:06:51.12	21	0:11:48.22	22	0:30:56.04 +0:02:56.65
22	44	GEHRIG Carolin Norco Factory Team	SUI.1987.21665	0:06:12.63	13	0:05:40.90	15	0:07:45.54	31	0:11:22.42	11	0:31:01.49 +0:03:02.10
23	57	NAUGHTON Isabella Liv Racing	USA.2000.24733	0:06:33.72	24	0:05:49.80	21	0:06:48.56	18	0:12:13.66	27	0:31:25.74 +0:03:26.35
24	58	BATTISTA Laura Juliana Free Agents	AUS.1988.22132	0:06:40.29	26	0:05:51.00	22	0:06:47.66	17	0:12:17.97	28	0:31:36.92 +0:03:37.53
25	233	TAYLOR Chloe	GBR.1998.23462	0:06:34.64	25	0:06:03.45	26	0:07:02.72	25	0:12:00.67	25	0:31:41.48 +0:03:42.09
26	54	RAST Camille	SUI.1999.35605	0:06:31.03	23	0:05:53.29	25	0:06:59.58	24	0:12:30.56	30	0:31:54.46 +0:03:55.07
27	232	JOLIDON Sidonie	SUI.1987.31073	0:06:46.69	29	0:06:05.10	27	0:07:07.00	26	0:12:19.97	29	0:32:18.76 +0:04:19.37
28	235	ELLECOSTA Nadine Fastlight-Abetone	ITA.1999.25437	0:06:44.65	28	0:06:28.60	31	0:07:23.75	28	0:11:55.92	24	0:32:32.92 +0:04:33.53
29	230	LAWRENCE Kate	USA.1998.27745	0:06:41.79	27	0:06:14.00	28	0:07:23.44	27	0:12:43.62	32	0:33:02.85 +0:05:03.46

Vittoria EWS La Thuile 1

La Thuile, Italy
8 July 2021





RESULTS OVERALL

Pos	Plate	Name Team	Nat EWS number	Stage 1	Pos	Stage 2	Pos	Stage 3	Pos	Stage 4Q	Pos	Penalties	Time	Gap
WOMEN														
30	231	ARNDT Lena	 GER.1988.33220	0:07:07.63	31	0:06:28.10	30	0:07:34.90	30	0:11:53.72	23		0:33:04.35	+0:05:04.96
31	238	RUTZ Lea Salome	 SUI.1995.33389	0:06:47.29	30	0:06:23.60	29	0:07:26.89	29	0:12:35.57	31		0:33:13.35	+0:05:13.96
32	234	MAUNSELL Leah	 IRL.1999.22382	0:07:07.70	32	0:06:42.81	33	0:07:49.77	32	0:12:02.35	26		0:33:42.63	+0:05:43.24
33	236	SAVELLI Irene	 ITA.1992.22163	0:07:26.47	33	0:06:31.80	32	0:08:54.75	33	0:14:06.37	33		0:36:59.39	+0:09:00.00
DNS	55	WIEDENROTH Sofia Specialized Racing	 GER.1995.24544											
DNS	237	BUREK Katarzyna	 POL.1993.23240											
WOMEN Master 35+														
1	244	PICTON Leonie Liv Racing	 AUS.1986.22420	<u>0:07:18.78</u>	1	0:06:55.98	2	0:07:44.37	2	<u>0:12:28.60</u>	1		0:34:27.73	
2	246	THOMSEN Sandra Bohn	 DEN.1983.33584	0:07:21.25	2	<u>0:06:40.58</u>	1	<u>0:07:44.17</u>	1	0:14:30.62	2		0:36:16.62	+0:01:48.89
3	245	MCCONNELOUG Mary	 USA.1971.22390	0:08:27.87	3	0:08:02.28	3	0:09:22.53	3	0:14:46.67	3		0:40:39.35	+0:06:11.62
4	247	REPKIN BIRMAN Yulia	 ISR.1978.22006	0:09:00.42	4	0:08:12.06	4	0:10:30.05	4	0:17:13.43	4		0:44:55.96	+0:10:28.23

Vittoria EWS La Thuile 1

La Thuile, Italy
8 July 2021

RESULTS OVERALL

Pos	Plate	Name Team	Nat EWS number	Stage 1	Pos	Stage 2	Pos	Stage 3	Pos	Stage 4Q	Pos	Penalties	Time	Gap
WOMEN Under 21														
1	241	KUCHYNKOVA Simonka	 SVK.2004.35778	0:06:34.83	2	<u>0:05:52.33</u>	1	0:06:53.97	2	<u>0:11:47.93</u>	1		0:31:09.06	
2	239	RIVA Sophie	 ITA.2003.33949	<u>0:06:32.12</u>	1	0:06:20.31	2	<u>0:06:46.99</u>	1	0:12:11.43	2		0:31:50.85	+0:00:41.79
3	242	WEBER Helen	 GER.2002.36775	0:07:03.44	3	0:06:56.88	3	0:07:16.63	3	0:12:12.97	3		0:33:29.92	+0:02:20.86
4	243	HENRY Justine Urge Pyrenees Gravity	 FRA.2003.32717	0:07:16.67	4	0:06:58.53	4	0:08:38.04	4	0:14:24.03	4		0:37:17.27	+0:06:08.21

Vittoria EWS La Thuile 1

La Thuile, Italy
8 July 2021

RESULTS OVERALL

Penalties details

Plate	Name	Penalty	Description	Location
113	HEBERT Ambroise	00:01:00	Late at check point	Rollout Day 1

Statistics

Entries / Nations	Finished	DNF	DSQ	DNS	Weather	Temperature	Distance	Elevation
254 / 28	244	5	0	5	Mostly Cloudy	17 °C	39.7 km	2,666 m D+/- total (833)

DNF: did not finish · DNS: did not start · DSQ: disqualified